




RENAULT
Passion for life

Renault CLIO



Even more irresistible

You'll fall under the irresistible charm of our Renault Clio. Its sensuous curves make it stand out from the crowd. Its new grille mesmerises with a front end panel that is more attractive than ever and a new lighting signature. Redesign the Clio the way you want; its design lends itself to all customisations, contrasting door mirrors, matching roof decals and colour touches. With the Clio, each day is more intense than the last.







A strong personality

Intriguing and seductive, the Renault Clio shows its modern and distinctive style. Its new lighting signature, integrated in the Pure Vision LED headlights*, is instantly recognisable. From the side, its 17" black diamond-cut alloy wheels (standard on Dynamique) underline its dynamic silhouette.



Attention to detail

Refined upholstery, full grain leather steering wheel[^] and quality finishes set the atmosphere in the new passenger compartment. You can customise its air vents and gear gaiter surround,[^] dashboard, door panels and seat piping (optional on Dynamique). So many combinations to make the Renault Clio completely yours.

[^]with manual gearboxes only



Performance and control

Based on the combination of innovative technologies, some of which are the direct result of auto racing, the Clio ENERGY engines are a tour de force: they optimise driving pleasure while managing the consumption levels thanks to Stop and Start.

EDC Automatic gearbox

The 6-speed dual-clutch EDC automatic gearbox is available with the petrol and diesel engines. Upshifting is fast and smooth, with no jerking or loss in acceleration. Fuel consumption is comparable to that of a manual gearbox.

ENERGY TCe90 Stop & Start Efficient driving

This efficient Stop & Start petrol engine and its ECO derivative are both mated with a manual 5-speed gearbox and they deliver a responsive drive whilst keeping the fuel consumption at a frugal level.

ENERGY dCi90 Stop & Start ECO Driving pleasure and frugality

Combined with ultra-low resistance tyres, this diesel engine delivers lower CO₂ emissions whilst not compromising on driving pleasure: with generous torque of 220Nm available even at low engine speeds, you will enjoy a comfortable drive and lively pick-up every time.



Manoeuvring has never been such fun

Renault innovation makes your trips endlessly more enjoyable. The driving aid technologies offered by the New Renault Clio make your manoeuvres easier. You benefit from an enhanced safety for a comfortable drive.



Hands free parking (with R-Link)

Tight spots have never been so easy to handle as with the optional hands free parking (optional on Dynamique). The system assesses the available space and defines the trajectory. Let it take control of the steering whilst you simply control the speed for hassle-free parking.



Reverse parking camera system

Optional front and rear parking sensors with reverse parking camera (on Dynamique), which displays the image on the navigation system screen alongside guidance aids.



The hands free parking system has 12 sensors placed on the front, rear and sides to detect a spot with adequate dimensions to park your vehicle.



Hill Start Assist (HSA)

When starting the vehicle on a hill, the brake pressure is automatically maintained for two seconds, giving the driver time to manoeuvre.

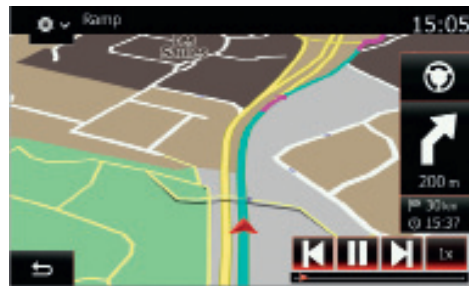
Stay connected on the move

MediaNav

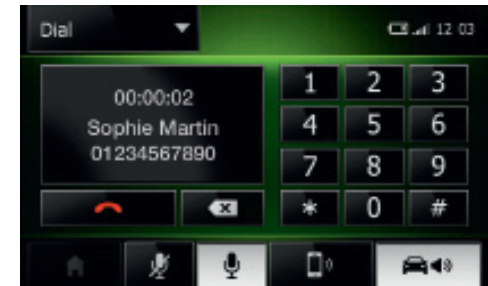
Renault's on-board touch screen tablet MediaNav (standard on Dynamique) provides access to useful and practical features including: navigation, media from multiple sources, hands free telephone using Bluetooth®* technology and Eco driving giving you advice to reduce your daily fuel consumption. Enjoy stress free travel with Renault MediaNav.



Main menu with 6 icons
Radio, Multimedia, Telephone, Eco Driving, Navigation, System settings.



Navigation
Provided by Navteq with vocal guidance.



Phone
Bluetooth® technology* allows you to make and receive calls on the move.

R&GO

Is an application that turns your smartphone into a touchscreen for your dashboard (standard on Authentique and Expression). The fitted universal smartphone cradle mounts your phone to the dashboard and the app presents the features in an intuitive menu with large buttons.

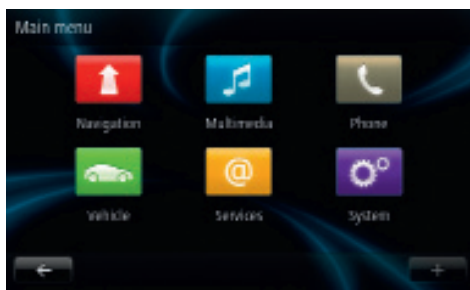


- Phone:** Digital keypad, call history and contacts, phone calendar
- Media:** Select the input source for the stereo (including USB and AUX socket) and control the FM/AM/DAB radio, play music from the phone, access internet radio (uses phone's data)
- Vehicle:** Eco driving score, fuel consumption information and trip computer
- Navigation:** On top of the "Find my car" feature where the phone automatically saves the location of your car and gives pedestrian navigation back to it, there are 2 options for navigation
 - 3D vehicle navigation provided by CoPilot (in-app purchase) where maps are downloaded onto the phone (does not use phone's data)
 - or your own navigation app (uses phone's data).

*For compatible devices, please refer to <https://www.renault.co.uk/services/multimedia/bluetooth-compatibility.html>

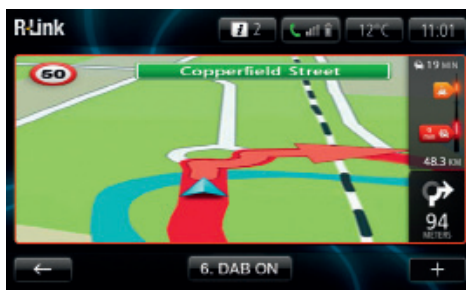
Optional R-Link

Integrated 7" touchscreen multimedia system (with navigation). In addition to its many built-in features shown below, there are also applications to download from the R-Link Store. You can control it from the screen, steering wheel controls or even voice command.



Main menu with 6 icons

Discover the six available menus: navigation, multimedia, telephone, vehicle information, services and applications, system settings.




Touchscreen navigation system

Provided by TomTom® (12 months subscription to LIVE services from delivery).



Multimedia

FM/AM/DAB tuner, connect devices via USB and AUX sockets or Bluetooth®*.



Reverse parking camera system

Front and rear parking sensors with reverse parking camera, which displays the image on the navigation system screen alongside guidance aids.



Vehicle information

The fun "Eco Driving" coach gives you handy tips to improve your driving style and reduce your fuel consumption.



Voice control

Set your destination, call a contact or launch an application with voice control*.

*For compatible devices, please refer to <https://www.renault.co.uk/services/multimedia/bluetooth-compatibility.html>

Colours



GLACIER WHITE ⁽¹⁾
369



MERCURY ⁽³⁾
D69



DIAMOND BLACK ⁽³⁾
GNE



FLAME RED ⁽⁴⁾
NNP



MARS RED ⁽⁴⁾
NPK



IRON BLUE ⁽⁴⁾
RQH



TITANIUM GREY ⁽³⁾
KPN



ARCTIC WHITE ⁽⁴⁾
QNC

(1) Non metallic paint (2) Renault i.d. non metallic paint (3) Metallic paint (4) Renault i.d. metallic paint

	Glacier White (369)	Ivory (D16)	Mercury (D69)	Diamond Black (GNE)	Flame Red (NNP)	Mars Red (NPK)	Iron Blue (RQH)	Arctic White (QNC)	Titanium Grey (KPN)
Authentique	FOC	o	o	o	o	o	o	o	o
Expression	FOC	o	o	o	o	o	o	o	o
Dynamique	FOC	o	o	o	o	o	o	o	o

Wheels



15" LAGOON WHEEL TRIM



16" CHROME ALLOY



16" BLACK ALLOY



16" GREY ALLOY



17" BLACK ALLOY



17" GREY ALLOY

● = Standard (therefore no cost) ○ = Optional - = Not available

	Authentique	Expression	Dynamique
15" Lagoon wheel trim	●	-	-
16" Chrome alloy wheels	●	●	-
16" Black alloy wheels	-	○	-
16" Grey alloy wheels	-	○	-
17" Black alloy wheels	-	-	●
17" Grey alloy wheels	-	-	○

Upholstery



STYLE UPHOLSTERY IN DARK CARBON CLOTH WITH GREY PANEL INSERTS



DESIGN UPHOLSTERY IN DARK CARBON CLOTH WITH GREY PIPING




BLACK CLOTH UPHOLSTERY WITH SYNTHETIC LEATHER



BLACK VELVET UPHOLSTERY WITH SYNTHETIC LEATHER



BLACK VELVET UPHOLSTERY WITH SYNTHETIC LEATHER

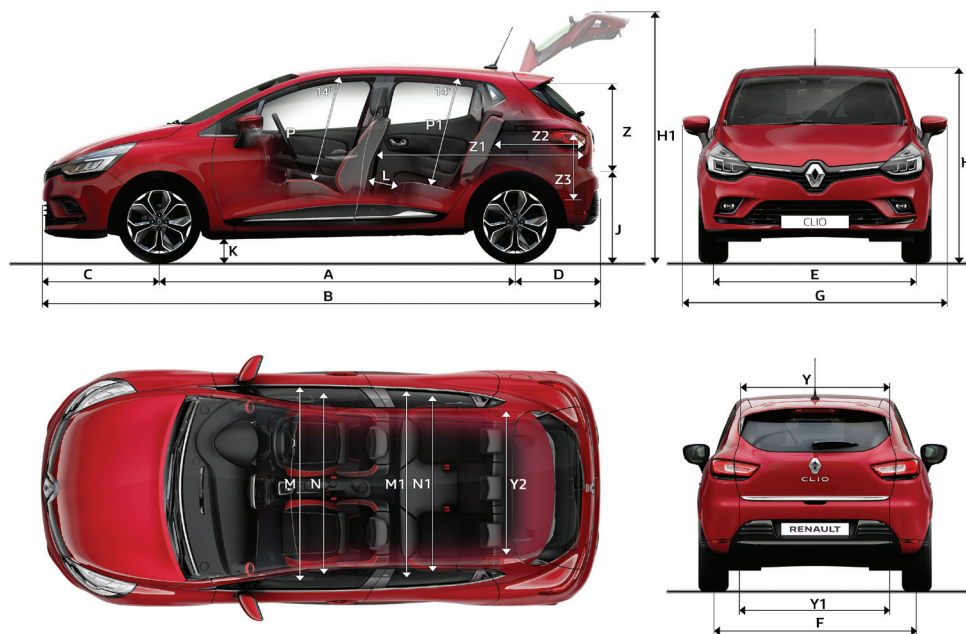


BLACK VELVET UPHOLSTERY WITH SYNTHETIC LEATHER

Authentique	Expression	Dynamique
●	●	-
-	-	●
-	-	●
-	-	○
-	-	○
-	-	○

- Style Upholstery in Dark Carbon Cloth with Grey Panel Inserts
- Design Upholstery in Carbon with Grey Piping Inserts and Hexagon Details
- Black Cloth Upholstery with Synthetic Leather Headrest and Sides
- Black Velvet Upholstery with Synthetic Leather Headrest and Sides
- Black Velvet Upholstery with Synthetic Leather Headrest and Sides and Red Piping
- Black Velvet Upholstery with Synthetic Leather Headrest and Sides and Grey Piping

Dimension diagrams



BOOT VOLUME (LITRES)

CLIO

Boot maximum volume including storage under floor (ISO 3832)	300
Maximum boot space with rear seats folded down (litres)	1146

EXTERIOR DIMENSIONS (MM)

A	Wheelbase	2589
B	Overall bodywork length	4062
C	Front overhang	853
D	Rear overhang	621
E	Front track width	1506
F	Rear track width	1506
G	Overall width excluding door mirrors with side rubbing strips	1732
G	Overall width with door mirrors unfolded	1945
H	Overall unladen height	1448
H1	Overall unladen height with tailgate open	1920
J	Boot sill height (unladen)	716
K	Ground clearance (laden)	>=120
L	Knee room (2nd row)	140
M	Front elbow width	1363
M1	Rear elbow width	1378
N	Front shoulder width	1370
N1	Rear shoulder width	1307
P	Front headroom measured at 14°	880
P1	Rear headroom measured at 14°	847
Y	Upper boot aperture width / Maximum boot aperture width	770/1038
Y1	Lower boot aperture width	905
Y2	Interior width between wheel arches	1011
Z	Rear aperture height	550
Z1	Maximum load length from tailgate to folded rear seats	1388
Z2	Load length up to seats back	649
Z3	Height up to parcel shelf	558
Boot volume (in litres) without BOSE® pack / with BOSE® Pack		300 / 230

Technical Specifications

	1.2 16V 75	ENERGY TCE 90 S&S	ENERGY TCE 90 S&S ECO	ENERGY DCI 90 S&S	ENERGY DCI 90 S&S ECO	ENERGY DCI 90 AUTO EDC S&S
ENGINE						
Emission Standard	Euro 6	Euro 6	Euro 6	Euro 6	Euro 6	Euro 6
Engine Type	D4F 740	H4Bt 408	H4Bt 408	K9K 628	K9K 628	K9K 629
Induction Capacity (cc)	1149	898	898	1461	1461	1461
No of Cylinders/Valves	4 in line / 16	3 in line / 12	3 in line / 12	4 in line / 8	4 in line / 8	4 in line / 8
Maximum Power - kw ISO (hp DIN)	54 (75) at 5500	66 (90) at 5250	66 (90) at 5000	66 (90) at 4000	66 (90) at 4000	66 (90) at 4000
Maximum torque - Nm ISO (mkg DIN)	107 at 4250	135 at 2,500	140 at 2,500	220 at 1750	220 at 1750	220 at 1750
Injection Type	Multipoint sequential	Turbo / Multipoint sequential	Turbo / Multipoint sequential	Direct 'Common Rail' Injection	Direct 'Common Rail' Injection	Direct 'Common Rail' Injection
Fuel Type	Unleaded Petrol	Unleaded Petrol	Unleaded Petrol	Diesel	Diesel	Diesel
Catalytic Converter	-	-	-	Particle filter	Particle filter	Particle filter
STEERING						
Power Assisted	Variable electric as Standard					
Turning Circle between kerbs/walls m	10.6 / 11					
Number of steering wheel turns with standard tryes	2.71					
WHEELS - TYRES						
Tyres (15" wheels)	185/65 R15 88T	185/65 R15 88T	185/65 R15 88T	185/65 R15 88T	185/65 R15 88T	-
Tyres (16" wheels)	195/55 R16 87H	195/55 R16 87H	195/55 R16 87H	195/55 R16 87H	195/55 R16 87H	195/55 R16 87H
Tyres (17" wheels)	-	205/45 R17 88V	-	205/45 R17 88V	-	205/45 R17 88V
BRAKING						
ABS System Bosch 8.1	Standard					
Electronic Brake Distribution (EBD)	Standard					
ESC with Understeer Control (*)	Standard					
Front : Ventilated Discs (mm) / width (mm)	258 / 22					
Rear : Drum (T) / Discs (DP) Ø (mm) - width(mm)	15" & 16" wheel : 8" drum hub	15" & 16" wheel : 8" drum hub / 17" wheel : 9" drum hub	15" & 16" wheel : 8" drum hub	15" & 16" wheel : 8" drum hub / 17" wheel : 9" drum hub	15" & 16" wheel : 8" drum hub	9" drum hub
PERFORMANCE						
Aerodynamics S/Cx	0.744	0.67	0.67	0.67	0.67	0.67
Maximum Speed mph (kph)	103.8 (167)	112 (180)	112 (180)	112 (180)	112 (180)	109 (176)
0-62 mph (0-100 km/h)	14"5	12"2	13"1	12"0	12"0	12"9
FUEL CONSUMPTION*						
Urban - mpg (litres/100km)	39.2 (7.2)	49.6 (5.7)	55.4 (5.1)	80.7 (3.5)	85.6 (3.3)	72.4 (3.9)
Extra Urban - mpg (litres/100km)	60.1 (4.7)	68.9 (4.1)	76.3 (3.7)	91.1 (3.1)	91.1 (3.1)	85.6 (3.3)
Combined - mpg (litres/100km)	50.4 (5.6)	60.1 (4.7)	67.3 (4.2)	85.6 (3.3)	88.3 (3.2)	80.7 (3.5)
EMISSIONS European Directive 99/100/CE						
CO ₂ (g/km)	127	105	94	85	82	92
FUEL TANK CAPACITY						
Fuel tank capacity - Gallons (Litres)	9 (45)	9 (45)	8.8 (40)	9 (45)	9 (45)	9 (45)
WEIGHT (KG)						
Kerb Weight (Excluding Driver) (kg)	1059	1082	1082	1090	1090	1205
Front Axle Weight	643	665	665	695	695	777
Rear Axle Weight	416	417	417	395	395	428
Gross Vehicle Weight (kg)	1564	1621	1621	1695	1695	1728
Gross Train Weight (kg)	2464	2521	2521	2595	2595	2628
Maximum Towing Weight Braked - Driver Only (kg)	1200	1200	1200	1200	1200	1200
Maximum Towing Weight Unbraked - Driver Only (kg)	565	575	575	580	580	640

* Official Fuel consumption figures are produced for comparison purpose and are measured according to the EU Directive and Regulation 692/2008. These figures are specific for a vehicle type and not for a single car. Real world fuel (actual) consumption can vary as the fuel efficiency of a vehicle is influenced by driving behaviour, weather and road conditions. The use of technical equipment for example air conditioning, can also effect the fuel consumption. For further information, please visit the Vehicle Certification Agency web site www.vca.gov.uk. For more information on CO₂ banding and Company Car Tax Benefit in Kind go to www.renault.co.uk



RENAULT
Passion for life

The illustrations and/or text in this brochure may feature accessories and items of optional equipment which are not part of the standard specification. The manufacturer reserves the right to change specifications at its discretion and without notice.

5
YEARS WARRANTY

Auto Sales Ltd - Kind's
www.autosales.com.mt

Mosta Road Lija
LJA 9011
Malta
Tel: 23311126/28/31

Mgarr Road, Xewkija
XWK 9012
Gozo
Tel: 21550962/99874301